



**MACERATING
FLO**

Innovation For A Better Flow

MF750R8

Macerating Toilet System

MACERATOR PUMP

FEATURES :

- 36 feet Max. Vertical Discharge
- 328 feet Max. Horizontal Discharge
- 4 Versatile Water Inlets
- 1 ½" Dual Use Vent Pipe
- Sewage Outlet With Built-in Check Valve

SPECIFICATIONS :

- **Dimension:** 17 ⁵/₁₆" L * 11 ⁷/₁₆" H * 7 ¹/₁₆" W
- **Power Factor:** 0.85
- **Insulation Class:** 155(F)
- **Speed:** 3900 RPM
- **Power Consumption:** 750 W
- **Supply Voltage:** 110V-60Hz
- **Enclosure Class:** IP 55
- **Max. Flow:** 150L/min
- **Start Level:** 80mm
- **Stop Level:** 30mm
- **Cable Length:** 39 ³/₈"



TWO-PIECE TOILET

FEATURES :

- Rear Discharge Two-Piece Toilet
- Chair-Height (17 ¹⁵/₁₆")
- Powerful Rimless Flushing
- 18 ½" Comfortable Elongated Bowl
- Left-Handed Flush Lever

SPECIFICATIONS :

- **Dimension:** 26 ¹⁵/₁₆" L * 30 ¹¹/₁₆" H * 15 ³/₁₆" W
- **Trap Type:** P-trap
- **Flush Type:** Rimless Flush
- **Flush Rate:** 1.28GPF
- **Waste Outlet:** Wall
- **Seat Shape:** Elongated
- **Installation Type:** Floor Mounted
- **Quality Assurance:** Limited 2-Year

PACKAGE INCLUDED :



Toilet Bowl



Floor Mounting Kit



Extension Pipes



Water Tank
(Fill Valve And Flapper Kit
Pre-installed)



Tank-To-Bowl Gasket



Flush Lever



Toilet Seat




Seat Mounting Kit



Adapter

	Pump	Bowl	Water Tank	Toilet Seat	Extension Pipes
Material	Stainless Steel, Polypropylene	Ceramic	Ceramic	Ceramic	Polypropylene
Color	White	White	White	White	White

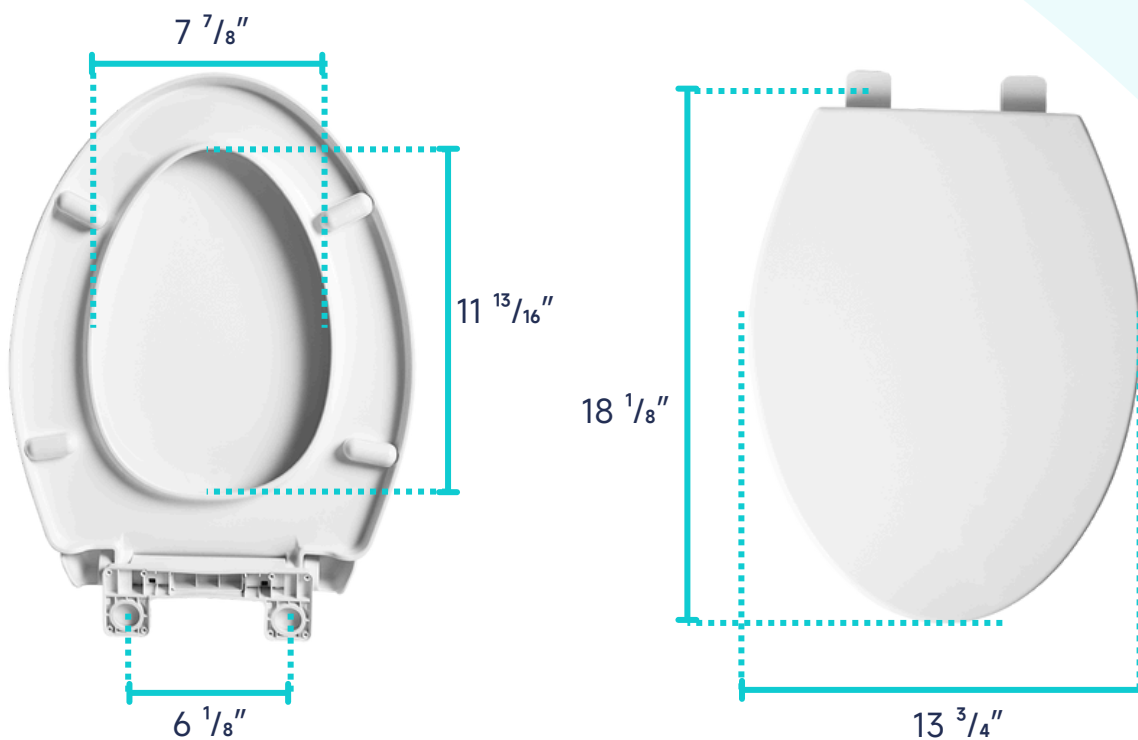
DIMENSIONAL DIAGRAM :



DIMENSIONAL DIAGRAM :



DIMENSIONAL DIAGRAM :



ABOUT WATER INLETS:





**MACERATING
FLO**

Innovation For A Better Flow

DIMENSIONAL DIAGRAM :

PUMP FITTINGS:

Sewage Outlet Size (OD)

Cuttable



Fits $< 1 \frac{5}{8}"$

Fits $< 1 \frac{7}{8}"$

Dual-use Filter

$1 \frac{3}{4}"$ (OD)

$1 \frac{9}{16}"$ (ID)

Hose

$1 \frac{3}{4}"$ (OD)

$1 \frac{9}{16}"$ (ID)



Elbow

$1 \frac{5}{8}"$ (OD)

$1 \frac{1}{4}"$ (ID)

$1 \frac{7}{8}"$ (OD)

$1 \frac{9}{16}"$ (ID)

a. Original

$1 \frac{7}{8}"$ (OD)

$1 \frac{3}{8}"$ (ID)

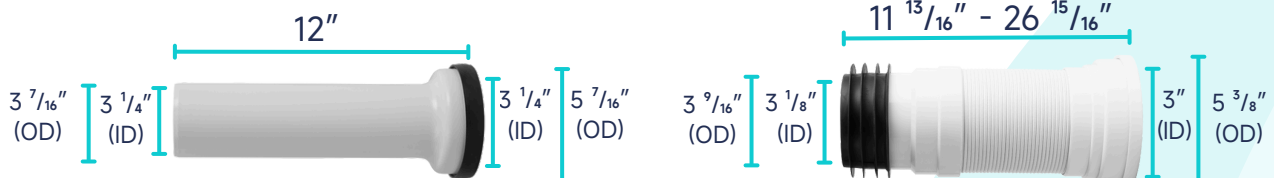
b. After Cutting

Stopper

$1 \frac{9}{16}"$ (OD)



EXTENSION PIPES:





**MACERATING
FLO**

Innovation For A Better Flow

DIMENSIONAL DIAGRAM :

WATER TANK CONNECTION KIT:

