



**MACERATING  
FLO**

Innovation For A Better Flow

# MF600R8

## Macerating Toilet System

### MACERATOR PUMP

#### FEATURES :

- 30 feet Max. Vertical Discharge
- 260 feet Max. Horizontal Discharge
- 3 Versatile Water Inlets
- 1 ½" Dual Use Vent Pipe
- Sewage Outlet With Built-in Check Valve

#### SPECIFICATIONS :

- **Dimension:** 17 <sup>5</sup>/<sub>16</sub>" L \* 11 <sup>7</sup>/<sub>16</sub>" H \* 7 <sup>1</sup>/<sub>16</sub>" W
- **Power Factor:** 0.85
- **Insulation Class:** 155(F)
- **Speed:** 3450 RPM
- **Power Consumption:** 600 W
- **Supply Voltage:** 110V-60Hz
- **Enclosure Class:** IP 55
- **Max. Flow:** 130L/min
- **Start Level:** 65mm
- **Stop Level:** 35mm
- **Cable Length:** 39 <sup>3</sup>/<sub>8</sub>"



### TWO-PIECE TOILET

#### FEATURES :

- Rear Discharge Two-Piece Toilet
- Chair-Height ( 17 <sup>15</sup>/<sub>16</sub>" )
- Powerful Rimless Flushing
- 18 ½" Comfortable Elongated Bowl
- Left-Handed Flush Lever

#### SPECIFICATIONS :

- **Dimension:** 26 <sup>15</sup>/<sub>16</sub>" L \* 30 <sup>11</sup>/<sub>16</sub>" H \* 15 <sup>3</sup>/<sub>16</sub>" W
- **Trap Type:** P-trap
- **Flush Type:** Rimless Flush
- **Flush Rate:** 1.28GPF
- **Waste Outlet:** Wall
- **Seat Shape:** Elongated
- **Installation Type:** Floor Mounted
- **Quality Assurance:** Limited 2-Year

## PACKAGE INCLUDED :



**Toilet Bowl**



**Floor Mounting Kit**



**Extension Pipes**



**Water Tank**  
(Fill Valve And Flapper Kit  
Pre-installed)



**Tank-To-Bowl Gasket**



**Flush Lever**



**Toilet Seat**




**Seat Mounting Kit**



**Adapter**

	Pump	Bowl	Water Tank	Toilet Seat	Extension Pipes
<b>Material</b>	Stainless Steel, Polypropylene	Ceramic	Ceramic	Ceramic	Polypropylene
<b>Color</b>	White	White	White	White	White

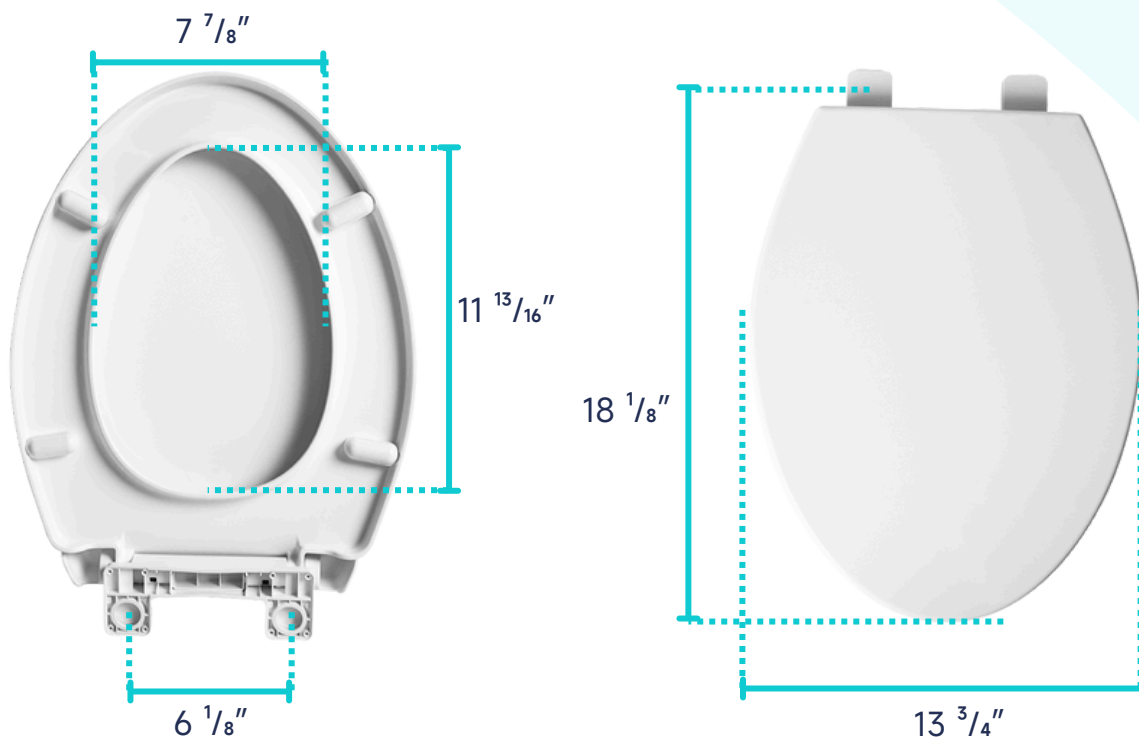
## DIMENSIONAL DIAGRAM :



## DIMENSIONAL DIAGRAM :



## DIMENSIONAL DIAGRAM :

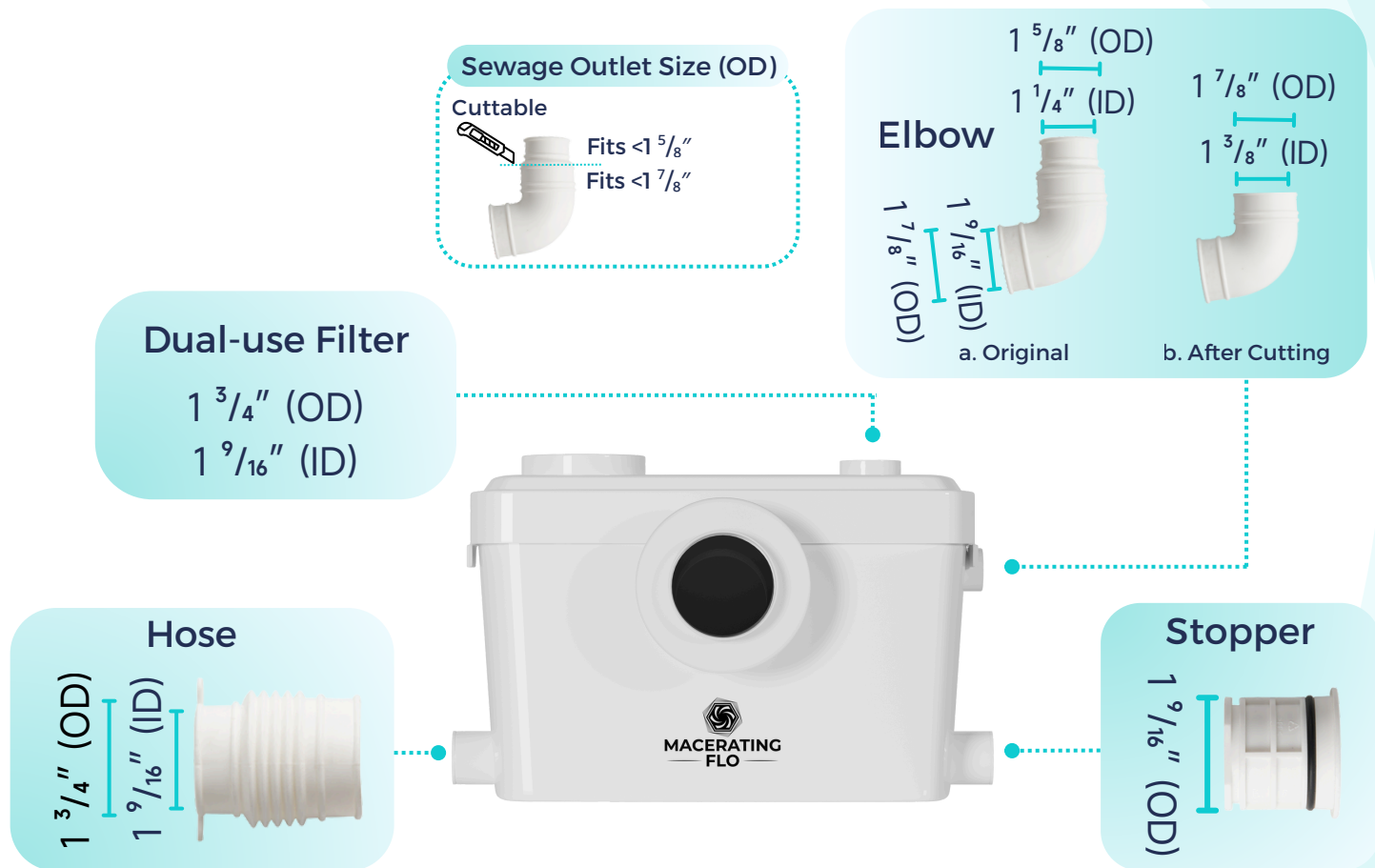


## ABOUT WATER INLETS:

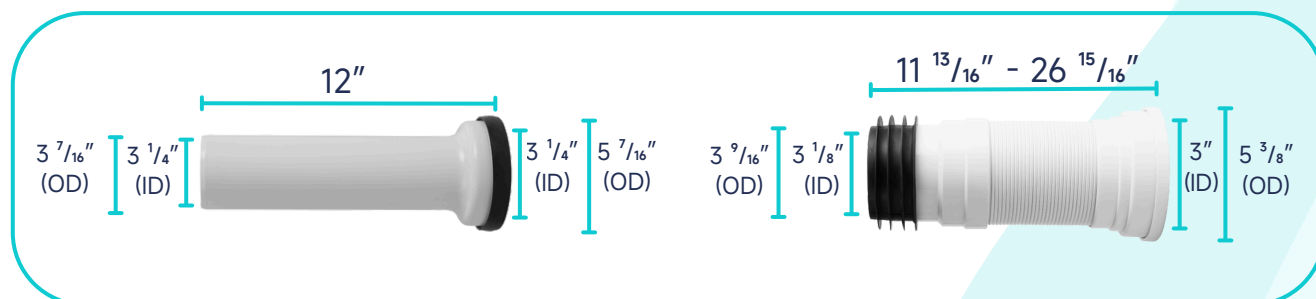


## DIMENSIONAL DIAGRAM :

### PUMP FITTINGS:



### EXTENSION PIPES:





**MACERATING  
FLO**

Innovation For A Better Flow

## DIMENSIONAL DIAGRAM :

### WATER TANK CONNECTION KIT:

