



**MACERATING
FLO**

Innovation For A Better Flow

MT000T02+MF600P01

Macerating Toilet System

MACERATOR PUMP

FEATURES :

- 30 feet Max. Vertical Discharge
- 260 feet Max. Horizontal Discharge
- 3 Versatile Water Inlets
- 1 ½" Dual Use Vent Pipe
- Sewage Outlet With Built-in Check Valve

SPECIFICATIONS :

- **Dimension:** 17 ⁵/₁₆" L * 11 ⁷/₁₆" H * 7 ¹/₁₆" W
- **Power Factor:** 0.85
- **Insulation Class:** 155(F)
- **Speed:** 3450 RPM
- **Power Consumption:** 600 W
- **Supply Voltage:** 110V-60Hz
- **Enclosure Class:** IP 55
- **Max. Flow:** 130L/min
- **Start Level:** 65mm
- **Stop Level:** 35mm
- **Cable Length:** 39 ³/₈"



TWO-PIECE TOILET

FEATURES :

- Rear Discharge Two-Piece Toilet
- Ergonomic Height (18 ⁷/₈")
- Rimless Flushing
- 18 ½" Comfortable Elongated Bowl
- Top Dual Flush System

SPECIFICATIONS :

- **N.W:** 112.4 LB
- **Dimension:** 25 ⁹/₁₆" L * 35 ⁷/₁₆" H * 15 ³/₈" W
- **Trap Type:** P-trap
- **Flush Type:** Rimless Flush
- **Flush Rate:** 0.8GPF / 1.28GPF
- **Waste Outlet:** Wall
- **Seat Shape:** Elongated
- **Installation Type:** Floor Mounted
- **Quality Assurance:** 2-Year Warranty

PACKAGE INCLUDED :



Toilet Bowl



Floor Mounting Kit



Extension Pipes



Water Tank
(Water Fittings Pre-installed)




Tank-To-Bowl Gasket



Flush Button



Toilet Seat



Seat Mounting Kit



Macerator Pump




Pump Fittings



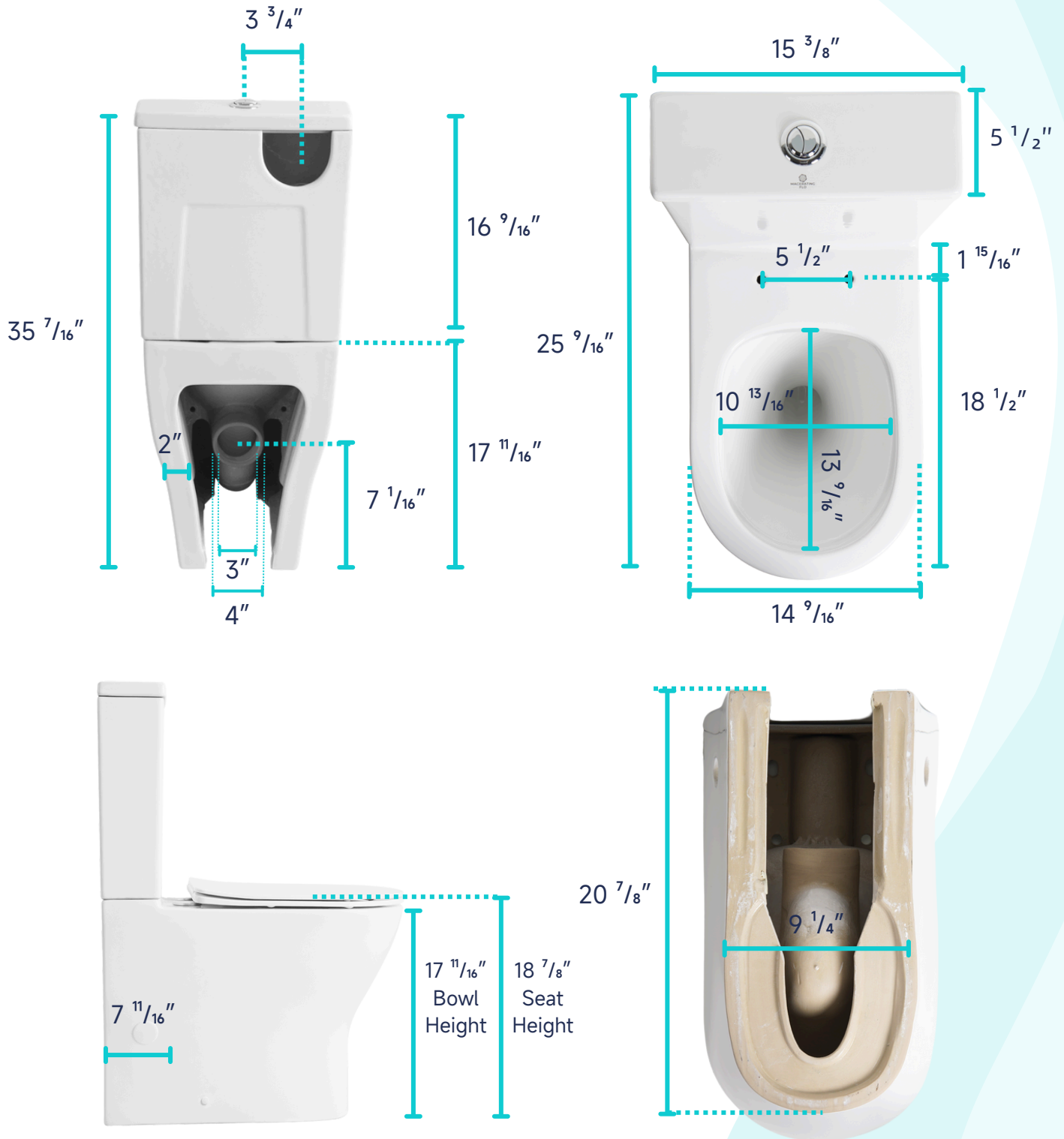
Adapter

	Pump	Bowl	Water Tank	Toilet Seat	Extension Pipes
Material	Stainless Steel, Polypropylene	Ceramic	Ceramic	Ceramic	Polypropylene
Color	White	White	White	White	White
Weight	14.3 LB	77.3 LB	27.3 LB	5.5 LB	2.3 LB

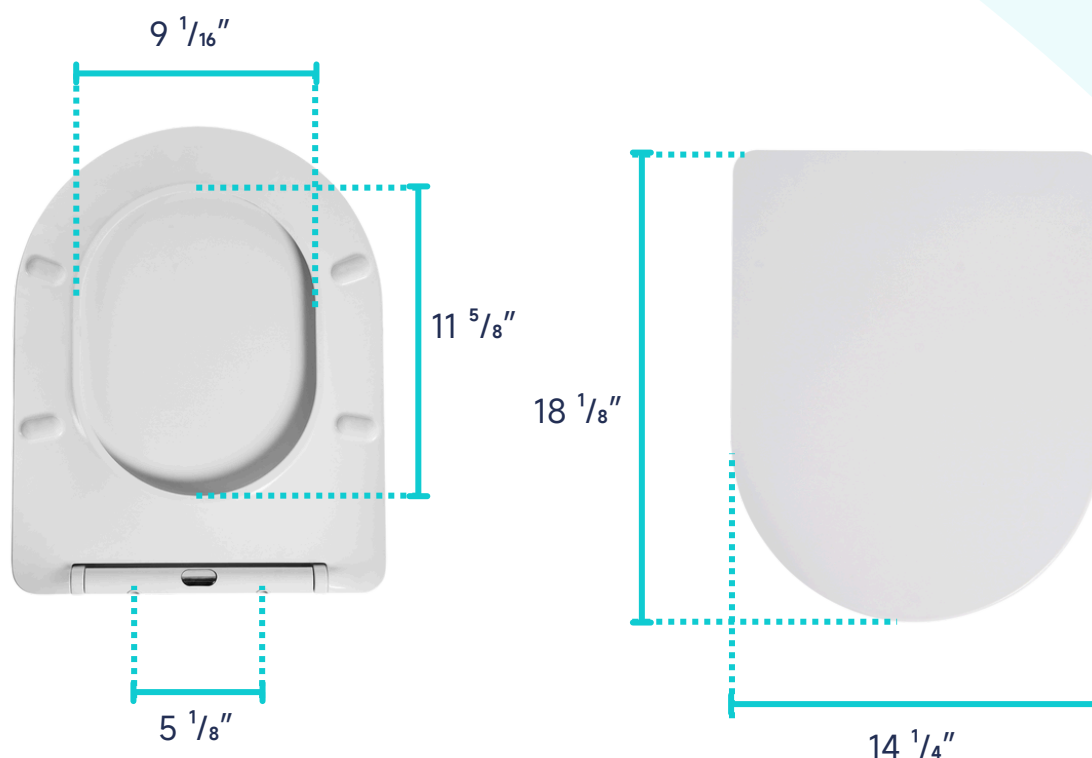
DIMENSIONAL DIAGRAM :



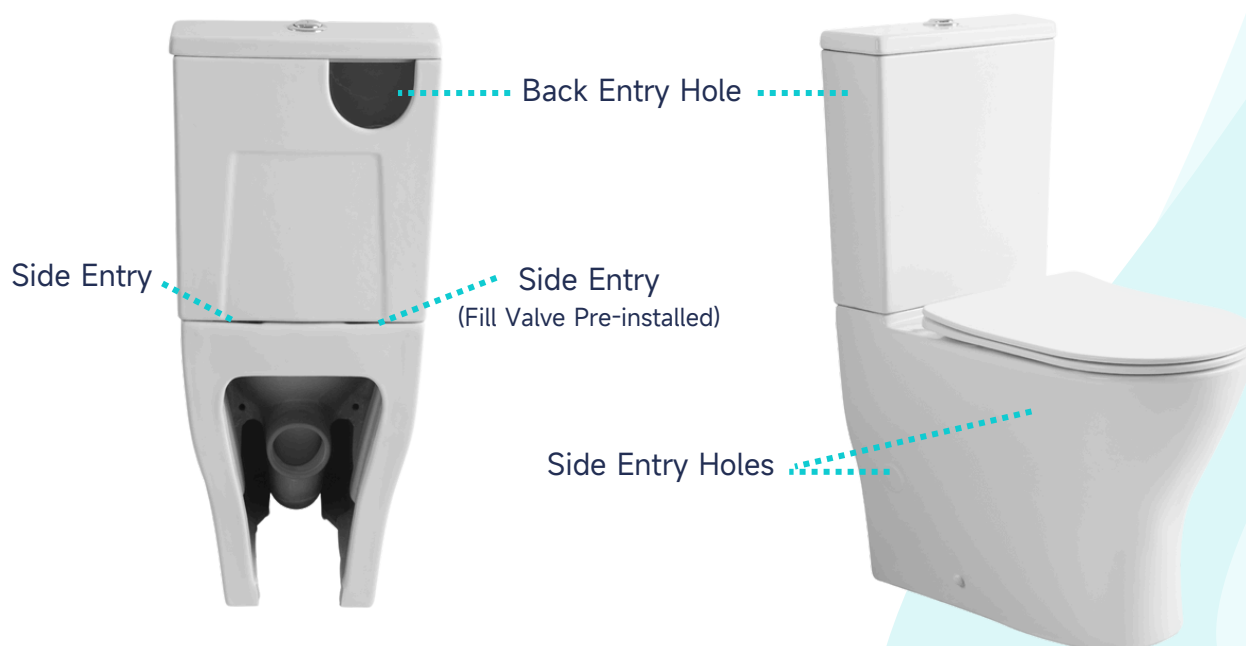
DIMENSIONAL DIAGRAM :



DIMENSIONAL DIAGRAM :



ABOUT WATER INLETS:





**MACERATING
FLO**

Innovation For A Better Flow

DIMENSIONAL DIAGRAM :

PUMP FITTINGS:

Sewage Outlet Size (OD)

Cuttable



Fits $\frac{7}{8}$ ", $1\frac{1}{8}$ ", $1\frac{1}{4}$ "

Fits $1\frac{3}{8}$ "

Dual-use Filter

$1\frac{3}{4}$ " (OD)

$1\frac{9}{16}$ " (ID)

Hose

$1\frac{3}{4}$ " (OD)

$1\frac{9}{16}$ " (ID)

Elbow

$1\frac{5}{8}$ " (OD)

$1\frac{1}{4}$ " (ID)

$1\frac{7}{8}$ " (OD)

$1\frac{3}{8}$ " (ID)

$1\frac{7}{8}$ " (OD)

$1\frac{9}{16}$ " (ID)






a. Original

b. After Cutting

Stopper

$1\frac{9}{16}$ " (OD)

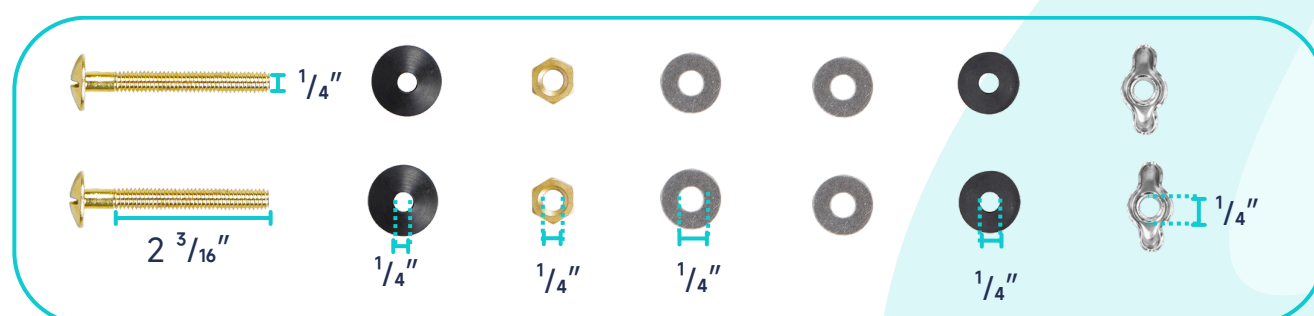
SEAT MOUNTING KIT:



(+1) 626-670-9903

MaceratingFlo reserves the right to make revisions without notice to product specifications and dimensions. Product dimensions may differ due to manufacturing variations. Responsibility for using outdated or canceled specifications is not assumed. For the most current Specification Sheet, go to www.maceratingflo.com.

WATER TANK CONNECTION KIT:



DIMENSIONAL DIAGRAM :

FLOOR MOUNTING KIT:

