



**MACERATING  
FLO**

Innovation For A Better Flow

# MF750R7

## Macerating Toilet System

### MACERATOR PUMP

#### FEATURES :

- 36 feet Max. Vertical Discharge
- 328 feet Max. Horizontal Discharge
- 4 Versatile Water Inlets
- 1 ½" Dual Use Vent Pipe
- Sewage Outlet With Built-in Check Valve

#### SPECIFICATIONS :

- **Dimension:** 17 <sup>5</sup>/<sub>16</sub>"L \* 11 <sup>7</sup>/<sub>16</sub>"H \* 7 <sup>1</sup>/<sub>16</sub>"W
- **Power Factor:** 0.85
- **Insulation Class:** 155(F)
- **Speed:** 3450 RPM
- **Power Consumption:** 750 W
- **Supply Voltage:** 110V-60Hz
- **Enclosure Class:** IP 55
- **Max. Flow:** 150L/min
- **Start Level:** 80mm
- **Stop Level:** 30mm
- **Cable Length:** 39 <sup>3</sup>/<sub>8</sub>"



### TWO-PIECE TOILET

#### FEATURES :

- Rear Discharge Two-Piece Toilet
- Chair-Height ( 17 <sup>5</sup>/<sub>8</sub>" )
- Tornado Rimless Flushing
- 18 ½" Comfortable Elongated Bowl
- Left-Handed Flush Lever

#### SPECIFICATIONS :

- **N.W:** 100.4 LB
- **Dimension:** 27"L \* 31 <sup>1</sup>/<sub>4</sub>"H \* 15 <sup>3</sup>/<sub>4</sub>"W
- **Trap Type:** P-trap
- **Flush Type:** Rimless Flush
- **Flush Rate:** 1.28GPF
- **Waste Outlet:** Wall
- **Seat Shape:** Elongated
- **Installation Type:** Floor Mounted
- **Quality Assurance:** Limited 2-Year

## PACKAGE INCLUDED :



Toilet Bowl



Floor Mounting Kit




Extension Pipes



Water Tank  
(Fill Valve And Flapper Kit  
Pre-installed)



Tank-To-Bowl Gasket



Flush Lever



Toilet Seat



Seat Mounting Kit



Macerator Pump



Pump Fittings



Adapter




**MACERATING  
FLO**

Innovation For A Better Flow

	Pump	Bowl	Water Tank	Toilet Seat	Extension Pipes
Material	Stainless Steel, Polypropylene	Ceramic	Ceramic	Ceramic	Polypropylene
Color	White	White	White	White	White
Weight	14.3 LB	61.1 LB	31.3 LB	4.2 LB	2.3 LB

## DIMENSIONAL DIAGRAM :




MaceratingFlo reserves the right to make revisions without notice to product specifications and dimensions. Product dimensions may differ due to manufacturing variations. Responsibility for using outdated or canceled specifications is not assumed. For the most current Specification Sheet, go to [www.maceratingflo.com](http://www.maceratingflo.com).



**MACERATING  
FLO**

Innovation For A Better Flow

## DIMENSIONAL DIAGRAM :

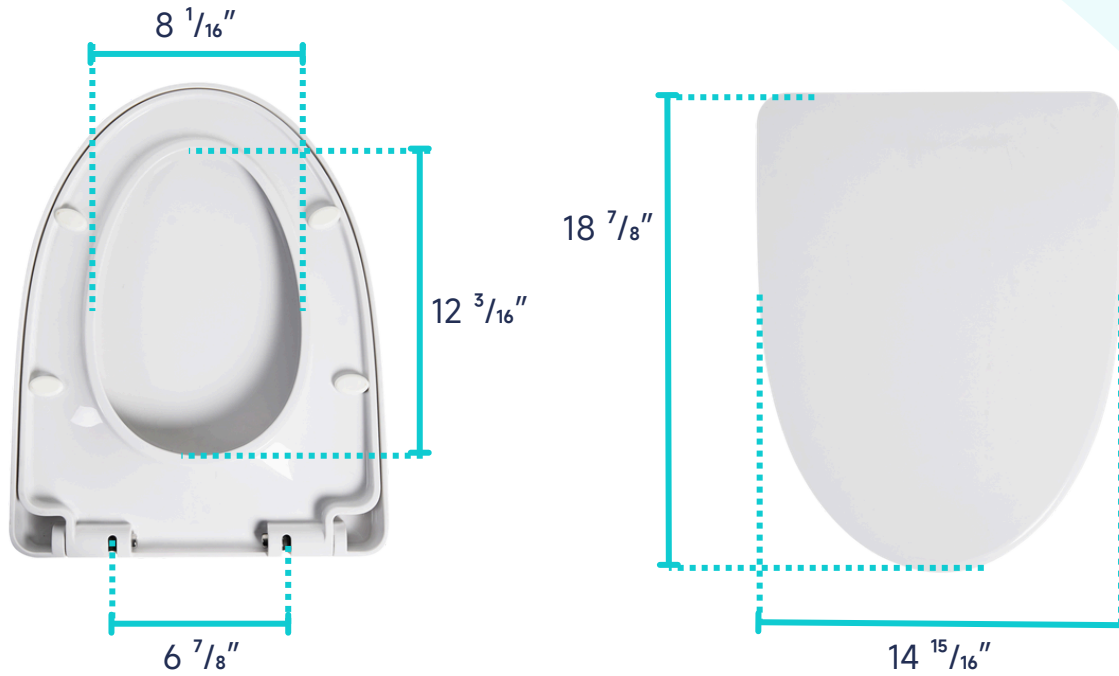




**MACERATING  
FLO**

Innovation For A Better Flow

## DIMENSIONAL DIAGRAM :




## ABOUT WATER INLETS:





## DIMENSIONAL DIAGRAM :

### PUMP FITTINGS:



### PIPE SIZE COMPATIBILITY

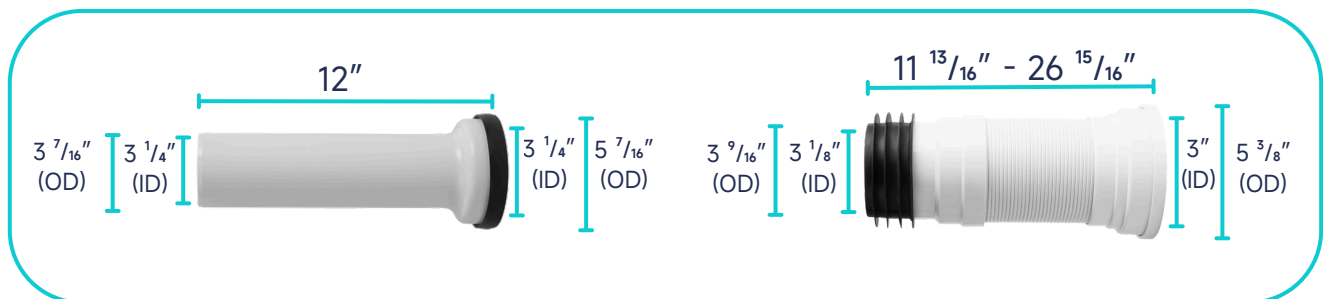
Name	Image	Originally Fits	After Cutting
<b>Elbow</b>		NPS 1" Pipe	NPS 1 <sup>1</sup> / <sub>4</sub> " Pipe
<b>Flexible Hose</b>		NPS 1" or 1 <sup>1</sup> / <sub>4</sub> " Pipe	/

## DIMENSIONAL DIAGRAM :

### NOTE

- 1" Pipe: Nominal Pipe Size 1", DN 25, AVG. OD 1.315"
- 1 1/4" Pipe: Nominal Pipe Size 1 1/4", DN 32, AVG. OD 1.660"
- To connect to a 1 1/2" pipe, you will need a flexible PVC coupling. If you need any further assistance, please feel free to contact us at [cs@maceratingflo.com](mailto:cs@maceratingflo.com).

### EXTENSION PIPES:



### WATER TANK CONNECTION KIT:

