



**MACERATING  
FLO**

Innovation For A Better Flow

# MT019T04+MF600P01 Macerating Toilet System

## MACERATOR PUMP

### FEATURES :

- 30 feet Max. Vertical Discharge
- 260 feet Max. Horizontal Discharge
- 3 Versatile Water Inlets
- 1 ½" Dual Use Vent Pipe
- Sewage Outlet With Built-in Check Valve

### SPECIFICATIONS :

- **Dimension:** 17 <sup>5</sup>/<sub>16</sub>" L \* 11 <sup>7</sup>/<sub>16</sub>" H \* 7 <sup>1</sup>/<sub>16</sub>" W
- **Power Factor:** 0.85
- **Insulation Class:** 155(F)
- **Speed:** 3450 RPM
- **Power Consumption:** 750 W
- **Supply Voltage:** 110V-60Hz
- **Enclosure Class:** IP 55
- **Max. Flow:** 130L/min
- **Start Level:** 65mm
- **Stop Level:** 35mm
- **Cable Length:** 39 <sup>3</sup>/<sub>8</sub>"



## TWO-PIECE TOILET

### FEATURES :

- Rear Discharge Two-Piece Toilet
- Chair-Height ( 19 ½" )
- Powerful Direct Flush
- Compact Round Bowl
- Left-Handed Flush Lever

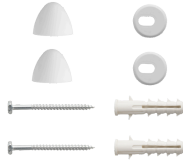
### SPECIFICATIONS :

- **N.W:** 82.8 LB
- **Dimension:** 26 <sup>3</sup>/<sub>8</sub>" L \* 34 <sup>7</sup>/<sub>16</sub>" H \* 18 <sup>1</sup>/<sub>8</sub>" W
- **Trap Type:** P-trap
- **Flush Type:** Direct Flush
- **Flush Rate:** 1.28GPF
- **Waste Outlet:** Wall
- **Seat Shape:** Round
- **Installation Type:** Floor Mounted
- **Quality Assurance:** 2-Year Warranty

## PACKAGE INCLUDED :



Toilet Bowl



Floor Mounting Kit



Extension Pipes



Water Tank  
(Water Fittings Pre-installed)



Water Tank  
Mounting Kit



Adapter




Tank-To-Bowl Gasket



Lever




Toilet Seat



Seat Mounting Kit




Macerator Pump



Pump Fittings

	Pump	Bowl	Water Tank	Toilet Seat	Extension Pipes
<b>Material</b>	Stainless Steel, Polypropylene	Ceramic	Ceramic	Ceramic	Polypropylene
<b>Color</b>	White	White	White	White	White
<b>Weight</b>	14.3 LB	39 LB	28.7 LB	2.8 LB	2.3 LB

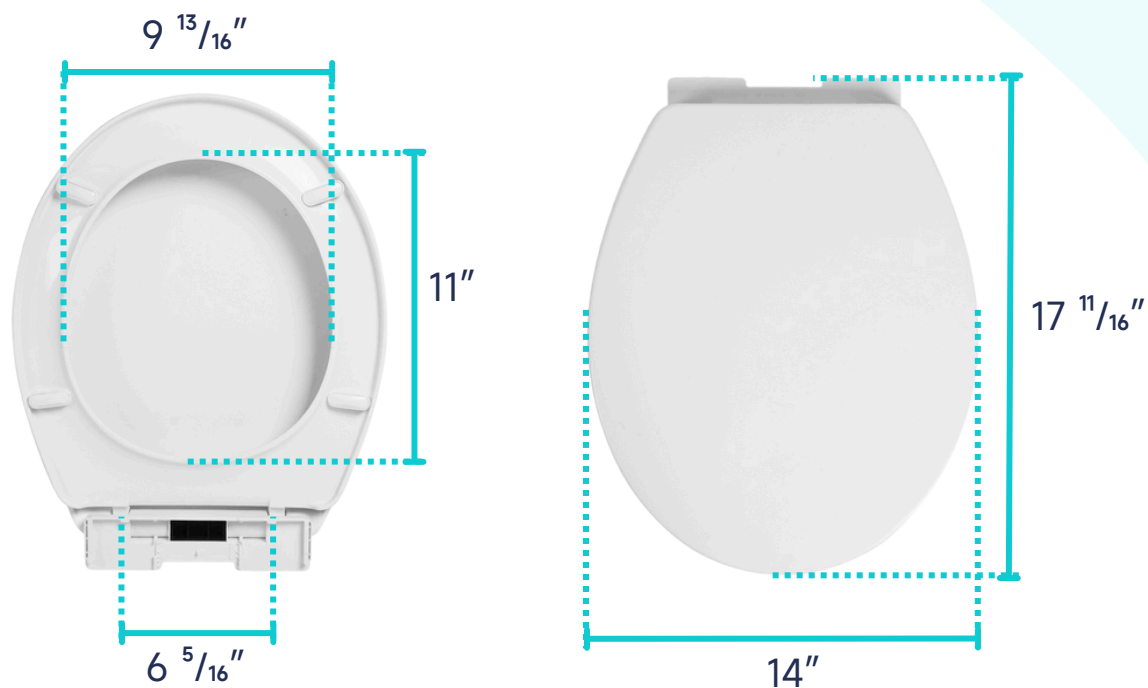
## DIMENSIONAL DIAGRAM :




## DIMENSIONAL DIAGRAM :



## DIMENSIONAL DIAGRAM :





## PUMP FITTINGS:



## DIMENSIONAL DIAGRAM :

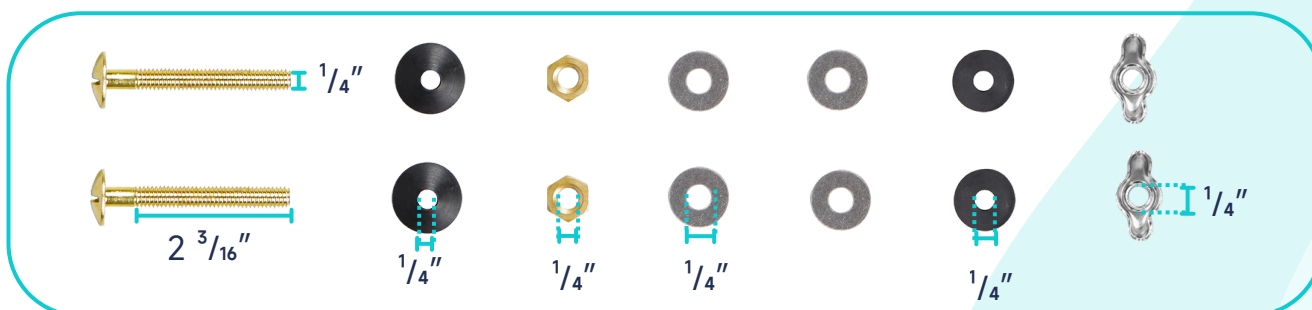
### PIPE SIZE COMPATIBILITY

Name	Image	Originally Fits	After Cutting
Elbow		NPS 1" Pipe	NPS 1 1/4" Pipe
Flexible Hose		NPS 1" or 1 1/4" Pipe	/

### NOTE


- 1" Pipe: Nominal Pipe Size 1", DN 25, AVG. OD 1.315"
  - 1 1/4" Pipe: Nominal Pipe Size 1 1/4", DN 32, AVG. OD 1.660"
  - To connect to a 1 1/2" pipe, you will need a flexible PVC coupling.
- If you need any further assistance, please feel free to contact us at [cs@maceratingflo.com](mailto:cs@maceratingflo.com).

### WATER TANK MOUNTING KIT:

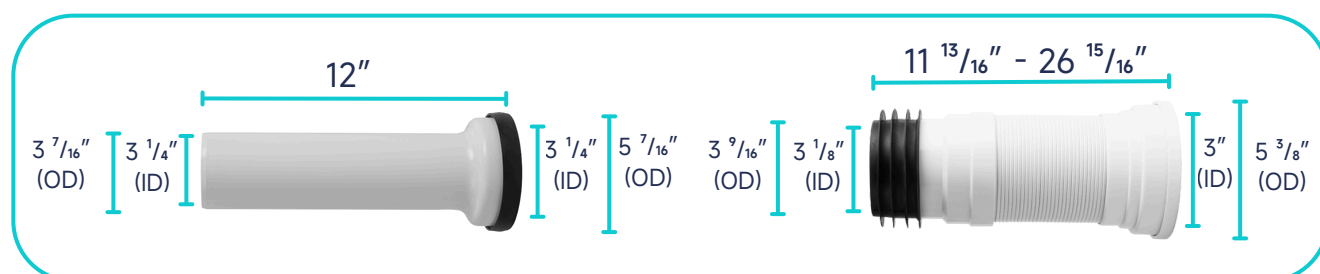


## DIMENSIONAL DIAGRAM :

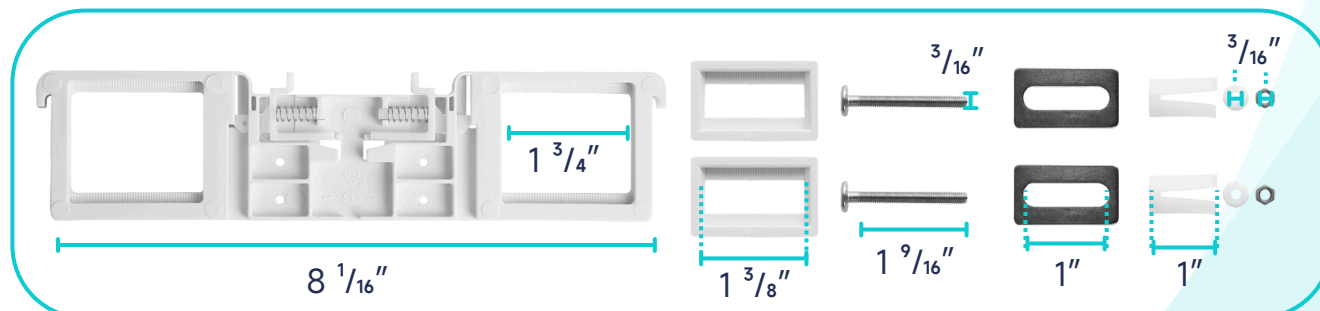
### FLOOR MOUNTING KIT:



### EXTENSION PIPES:




### SEAT MOUNTING KIT:



## DIMENSIONAL DIAGRAM :

### WATER TANK CONNECTION KIT:



### LEVER:

