



**MACERATING
FLO**

Innovation For A Better Flow

MT000T02+MF750P01

Macerating Toilet System

MACERATOR PUMP

FEATURES :

- 36 feet Max. Vertical Discharge
- 328 feet Max. Horizontal Discharge
- 4 Versatile Water Inlets
- 1 ½" Dual Use Vent Pipe
- Sewage Outlet With Built-in Check Valve

SPECIFICATIONS :

- **Dimension:** 17 ⁵/₁₆" L * 11 ⁷/₁₆" H * 7 ¹/₁₆" W
- **Power Factor:** 0.85
- **Insulation Class:** 155(F)
- **Speed:** 3900 RPM
- **Power Consumption:** 750 W
- **Supply Voltage:** 110V-60Hz
- **Enclosure Class:** IP 55
- **Max. Flow:** 150L/min
- **Start Level:** 80mm
- **Stop Level:** 30mm
- **Cable Length:** 39 ³/₈"



TWO-PIECE TOILET

FEATURES :

- Rear Discharge Two-Piece Toilet
- Ergonomic Height (18 ⁷/₈")
- Rimless Flushing
- 18 ½" Comfortable Elongated Bowl
- Top Dual Flush System


SPECIFICATIONS :

- **N.W:** 112.4 LB
- **Dimension:** 25 ⁹/₁₆" L * 35 ⁷/₁₆" H * 15 ³/₈" W
- **Trap Type:** P-trap
- **Flush Type:** Rimless Flush
- **Flush Rate:** 0.8GPF / 1.28GPF
- **Waste Outlet:** Wall
- **Seat Shape:** Elongated
- **Installation Type:** Floor Mounted
- **Quality Assurance:** 2-Year Warranty

PACKAGE INCLUDED :



Toilet Bowl



Floor Mounting Kit



Extension Pipes



Water Tank
(Water Fittings Pre-installed)




Tank-To-Bowl Gasket



Flush Button



Toilet Seat



Seat Mounting Kit



Macerator Pump




Pump Fittings



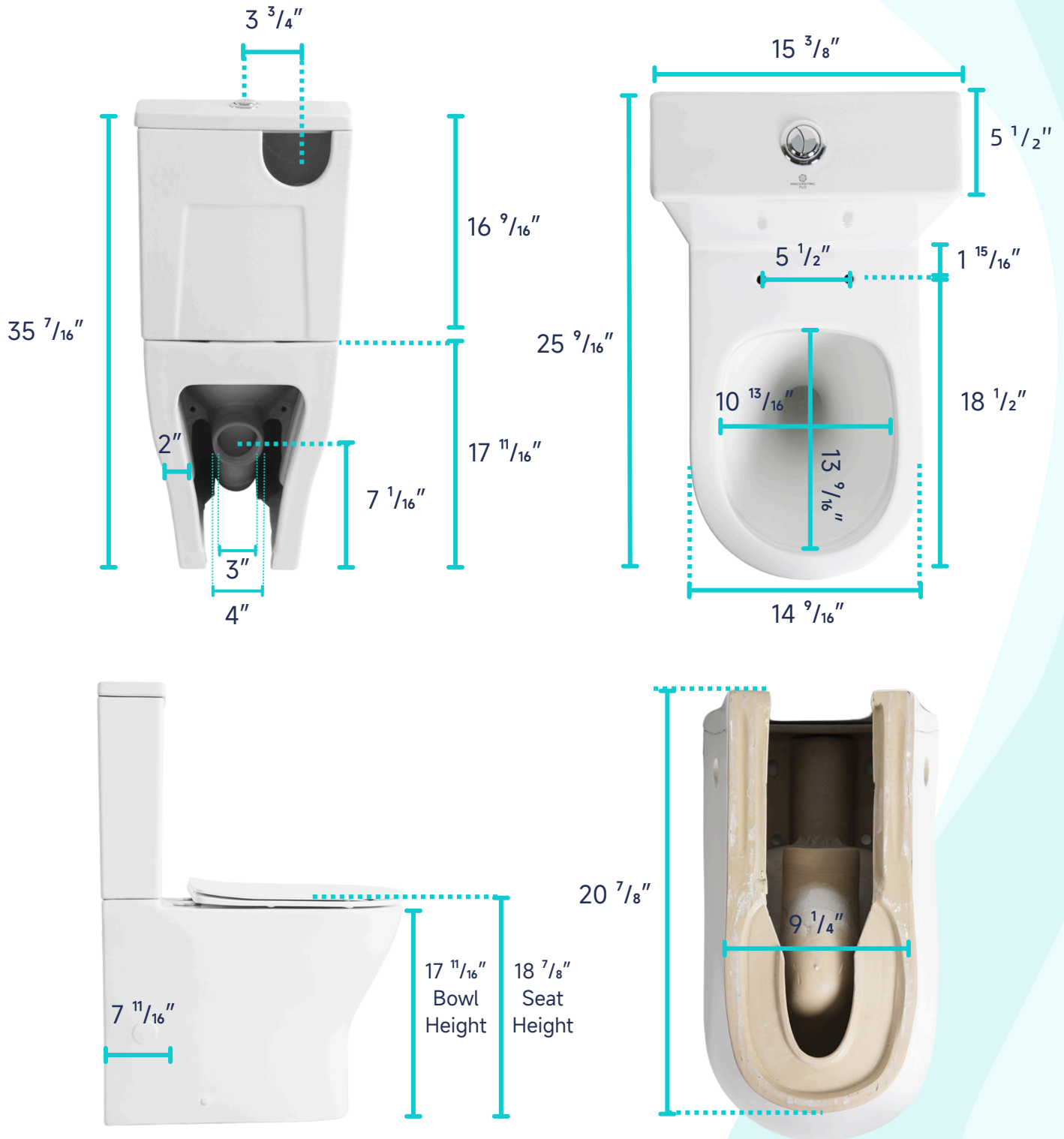
Adapter

	Pump	Bowl	Water Tank	Toilet Seat	Extension Pipes
Material	Stainless Steel, Polypropylene	Ceramic	Ceramic	Ceramic	Polypropylene
Color	White	White	White	White	White
Weight	14.3 LB	77.3 LB	27.3 LB	5.5 LB	2.3 LB

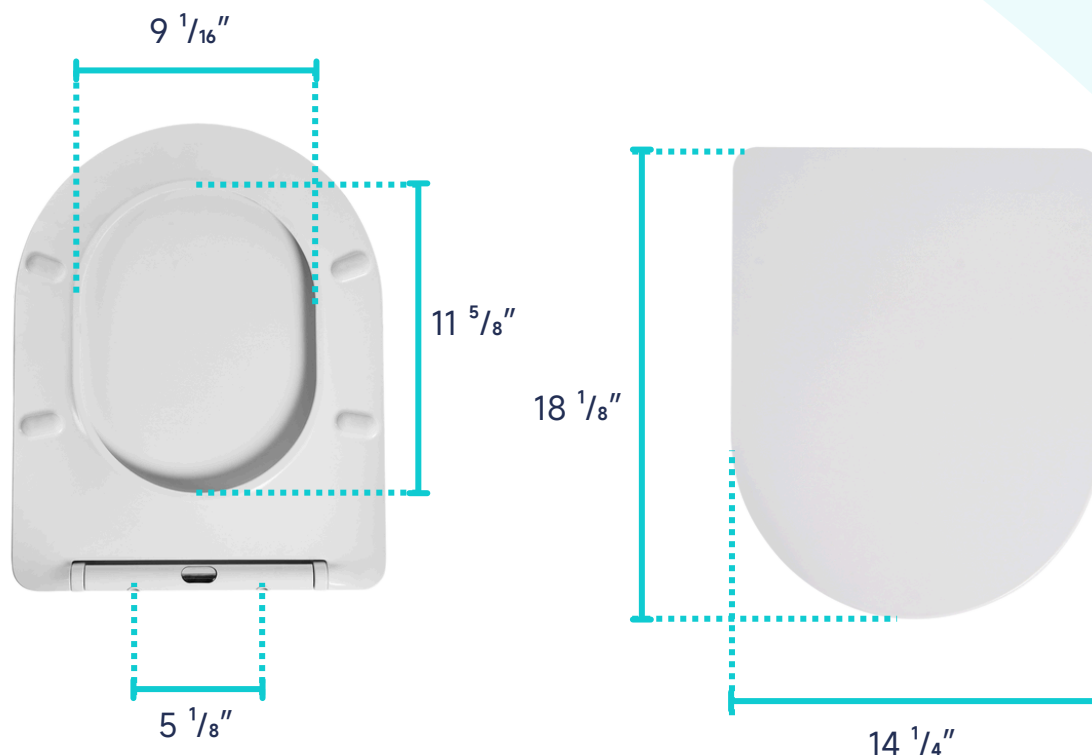
DIMENSIONAL DIAGRAM :



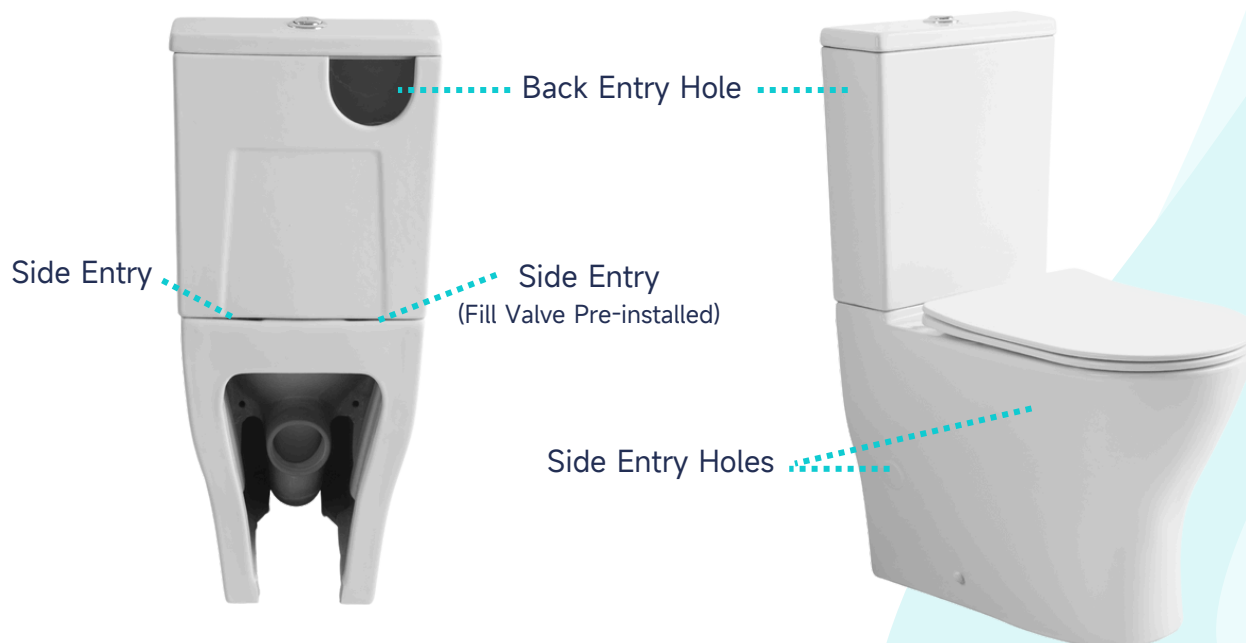
DIMENSIONAL DIAGRAM :



DIMENSIONAL DIAGRAM :




ABOUT WATER INLETS:





DIMENSIONAL DIAGRAM :

PUMP FITTINGS:



PIPE SIZE COMPATIBILITY

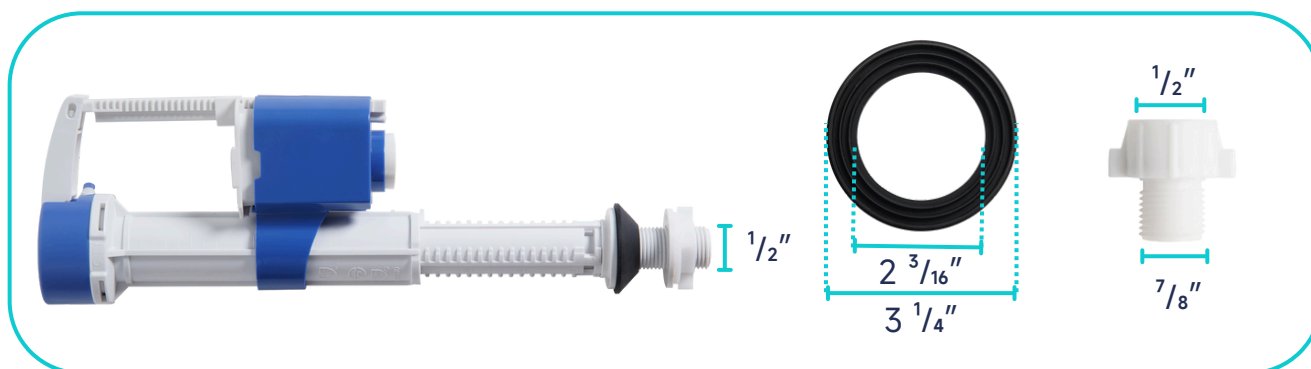
Name	Image	Originally Fits	After Cutting
Elbow		NPS 1" Pipe	NPS 1 1/4" Pipe
Flexible Hose		NPS 1" or 1 1/4" Pipe	/

DIMENSIONAL DIAGRAM :

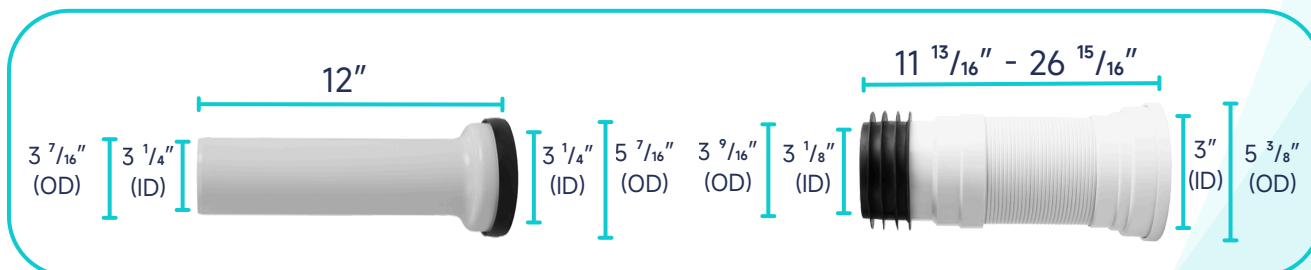
NOTE

- 1" Pipe: Nominal Pipe Size 1", DN 25, AVG. OD 1.315"
- 1 1/4" Pipe: Nominal Pipe Size 1 1/4", DN 32, AVG. OD 1.660"
- To connect to a 1 1/2" pipe, you will need a flexible PVC coupling.
If you need any further assistance, please feel free to contact us at cs@maceratingflo.com.


WATER TANK CONNECTION KIT:



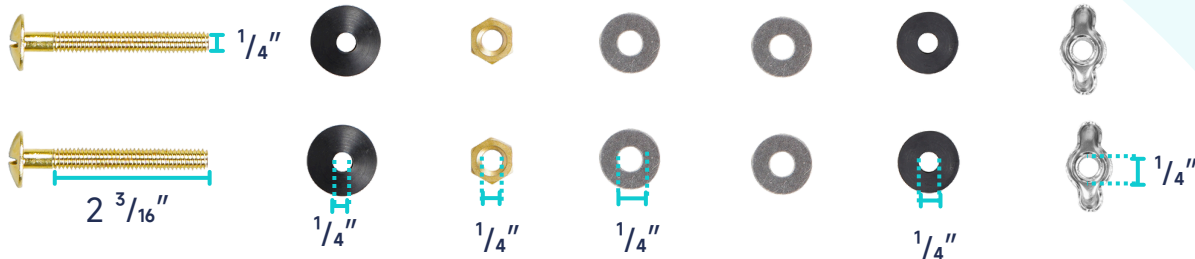
EXTENSION PIPES:




FLUSH BUTTON:



WATER TANK MOUNTING KIT:



FLOOR MOUNTING KIT:



DIMENSIONAL DIAGRAM :

SEAT MOUNTING KIT:

