



**MACERATING
FLO**

Innovation For A Better Flow

MF750T01

Macerating Toilet System

MACERATOR PUMP

FEATURES :

- 36 feet Max. Vertical Discharge
- 328 feet Max. Horizontal Discharge
- 4 Versatile Water Inlets
- 1 ½" Dual Use Vent Pipe
- Sewage Outlet With Built-in Check Valve

SPECIFICATIONS :

- **Dimension:** 17 ⁵/₁₆"L * 11 ⁷/₁₆"H * 7 ¹/₁₆"W
- **Power Factor:** 0.85
- **Insulation Class:** 155(F)
- **Speed:** 3900 RPM
- **Power Consumption:** 750 W
- **Supply Voltage:** 110V-60Hz
- **Enclosure Class:** IP 55
- **Max. Flow:** 150L/min
- **Start Level:** 80mm
- **Stop Level:** 30mm
- **Cable Length:** 39 ³/₈"



TWO-PIECE TOILET

FEATURES :

- Rear Discharge Two-Piece Toilet
- Chair-Height (16 ¹/₂")
- Powerful Direct Flush
- Space-Efficient Round Bowl
- Left-Handed Flush Lever

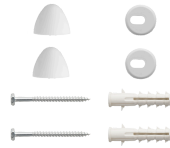
SPECIFICATIONS :

- **N.W:** 72.8LB
- **Dimension:** 26"L * 31 ⁹/₁₆"H * 16"W
- **Trap Type:** P-trap
- **Flush Type:** Direct Flush
- **Flush Rate:** 1.6GPF
- **Waste Outlet:** Wall
- **Seat Shape:** Round
- **Installation Type:** Floor Mounted
- **Quality Assurance:** 2-Year Warranty

PACKAGE INCLUDED :



Toilet Bowl



Floor Mounting Kit



Extension Pipes



Water Tank
(Water Fittings Pre-installed)



**Water Tank
Mounting Kit**



Adapter




Tank-To-Bowl Gasket



Lever




Toilet Seat



Seat Mounting Kit




Macerator Pump



Pump Fittings

| | Pump | Bowl | Water Tank | Toilet Seat | Extension Pipes |
|-----------------|--------------------------------|---------|------------|-------------|-----------------|
| Material | Stainless Steel, Polypropylene | Ceramic | Ceramic | Ceramic | Polypropylene |
| Color | White | White | White | White | White |
| Weight | 14.3 LB | 39 LB | 28.7 LB | 2.8 LB | 2.3 LB |

DIMENSIONAL DIAGRAM :





**MACERATING
FLO**

Innovation For A Better Flow

DIMENSIONAL DIAGRAM :

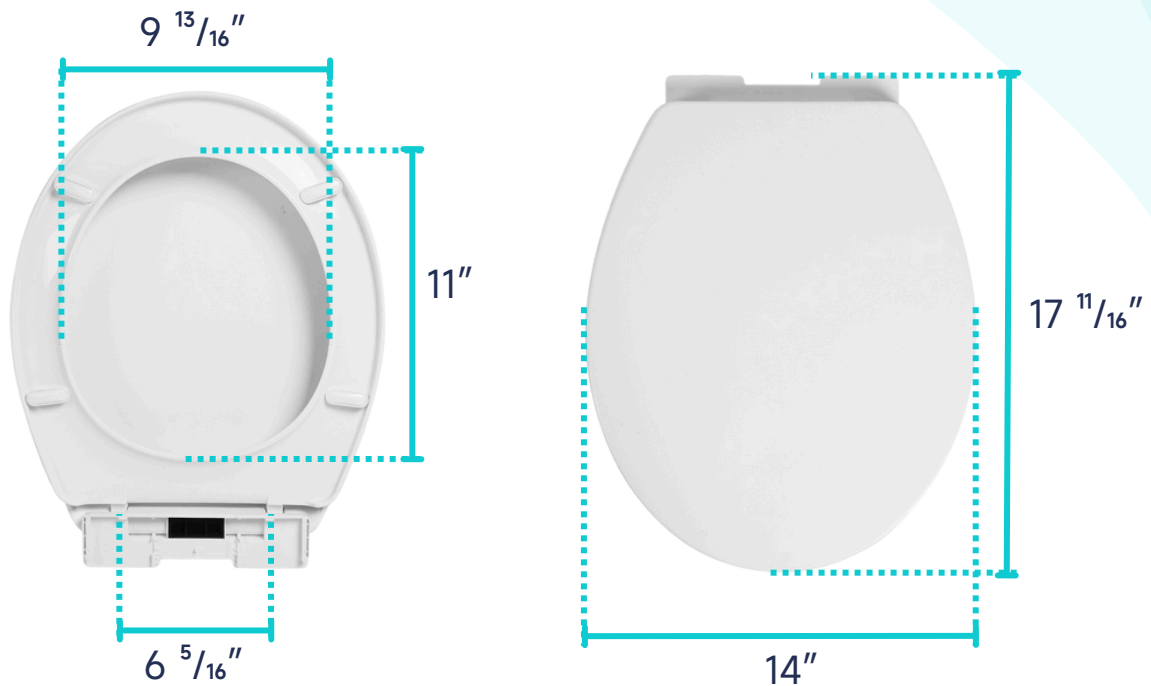





**MACERATING
FLO**

Innovation For A Better Flow

DIMENSIONAL DIAGRAM :





PUMP FITTINGS:



DIMENSIONAL DIAGRAM :

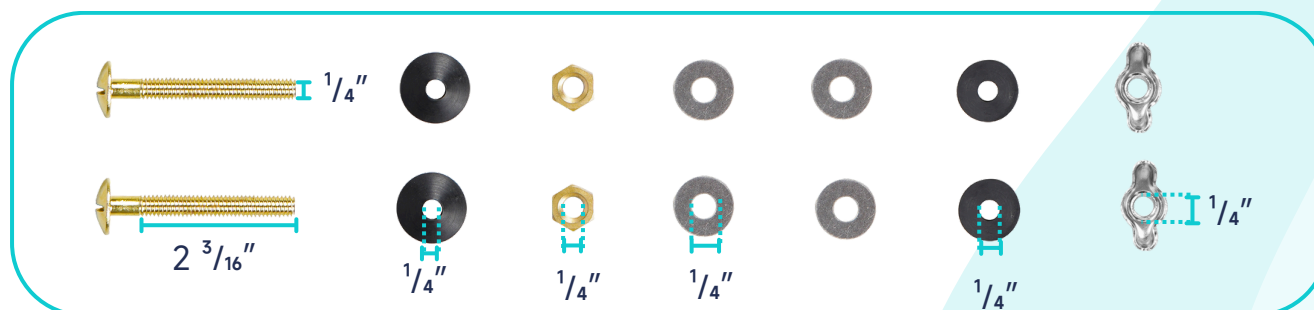
PIPE SIZE COMPATIBILITY

| Name | Image | Originally Fits | After Cutting |
|----------------------|---|-----------------------|-----------------|
| Elbow |  | NPS 1" Pipe | NPS 1 1/4" Pipe |
| Flexible Hose |  | NPS 1" or 1 1/4" Pipe | / |

NOTE


- 1" Pipe: Nominal Pipe Size 1", DN 25, AVG. OD 1.315"
- 1 1/4" Pipe: Nominal Pipe Size 1 1/4", DN 32, AVG. OD 1.660"
- To connect to a 1 1/2" pipe, you will need a flexible PVC coupling.
If you need any further assistance, please feel free to contact us at cs@maceratingflo.com.

WATER TANK MOUNTING KIT:

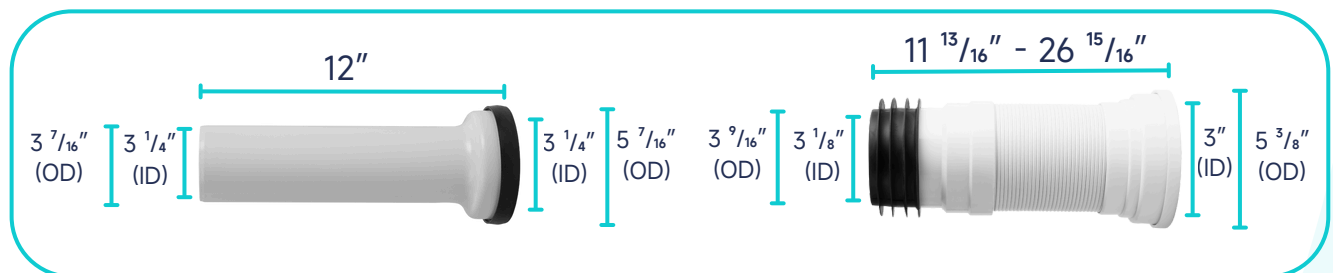


DIMENSIONAL DIAGRAM :

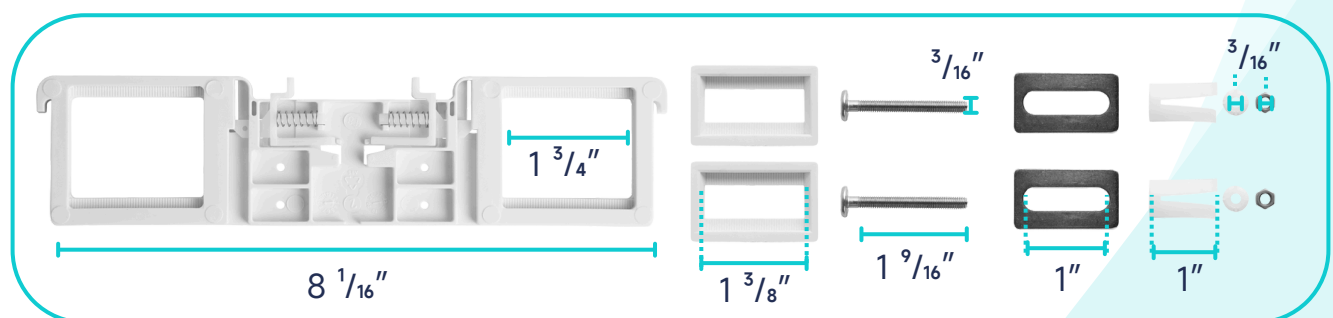
FLOOR MOUNTING KIT:



EXTENSION PIPES:



SEAT MOUNTING KIT:



DIMENSIONAL DIAGRAM :

WATER TANK CONNECTION KIT:



LEVER:

