



**MACERATING
FLO**

Innovation For A Better Flow

MF750R8

Macerating Toilet System

MACERATOR PUMP

FEATURES :

- 36 feet Max. Vertical Discharge
- 328 feet Max. Horizontal Discharge
- 4 Versatile Water Inlets
- 1 ½" Dual Use Vent Pipe
- Sewage Outlet With Built-in Check Valve

SPECIFICATIONS :

- **Dimension:** 17 ⁵/₁₆" L * 11 ⁷/₁₆" H * 7 ¹/₁₆" W
- **Power Factor:** 0.85
- **Insulation Class:** 155(F)
- **Speed:** 3900 RPM
- **Power Consumption:** 750 W
- **Supply Voltage:** 110V-60Hz
- **Enclosure Class:** IP 55
- **Max. Flow:** 150L/min
- **Start Level:** 80mm
- **Stop Level:** 30mm
- **Cable Length:** 39 ³/₈"



TWO-PIECE TOILET

FEATURES :

- Rear Discharge Two-Piece Toilet
- Chair-Height (17 ¹⁵/₁₆")
- Powerful Rimless Flushing
- 18 ½" Comfortable Elongated Bowl
- Left-Handed Flush Lever

SPECIFICATIONS :

- **Dimension:** 26 ¹⁵/₁₆" L * 30 ¹¹/₁₆" H * 15 ³/₁₆" W
- **Trap Type:** P-trap
- **Flush Type:** Rimless Flush
- **Flush Rate:** 1.28GPF
- **Waste Outlet:** Wall
- **Seat Shape:** Elongated
- **Installation Type:** Floor Mounted
- **Quality Assurance:** Limited 2-Year


PACKAGE INCLUDED :



Toilet Bowl



Floor Mounting Kit




Extension Pipes



Water Tank
(Fill Valve And Flapper Kit
Pre-installed)



Tank-To-Bowl Gasket



Flush Lever



Toilet Seat



Seat Mounting Kit



Macerator Pump




Pump Fittings



Adapter

	Pump	Bowl	Water Tank	Toilet Seat	Extension Pipes
Material	Stainless Steel, Polypropylene	Ceramic	Ceramic	Ceramic	Polypropylene
Color	White	White	White	White	White

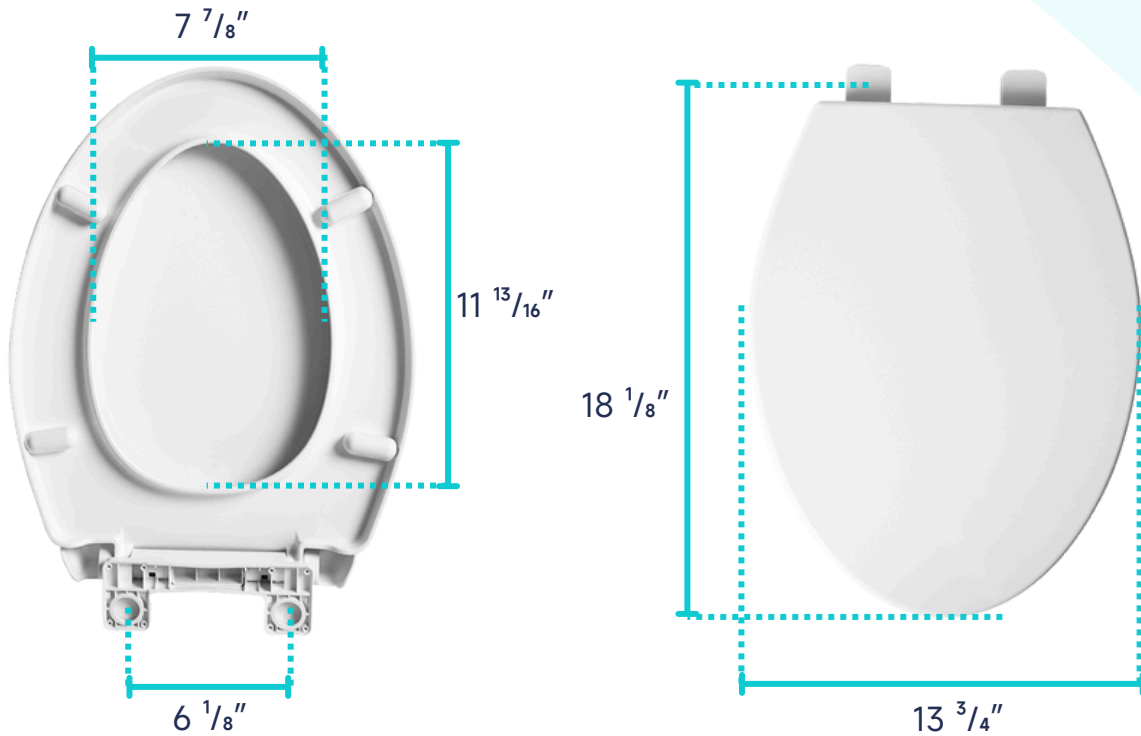
DIMENSIONAL DIAGRAM :



DIMENSIONAL DIAGRAM :



DIMENSIONAL DIAGRAM :




ABOUT WATER INLETS:





DIMENSIONAL DIAGRAM :

PUMP FITTINGS:



PIPE SIZE COMPATIBILITY

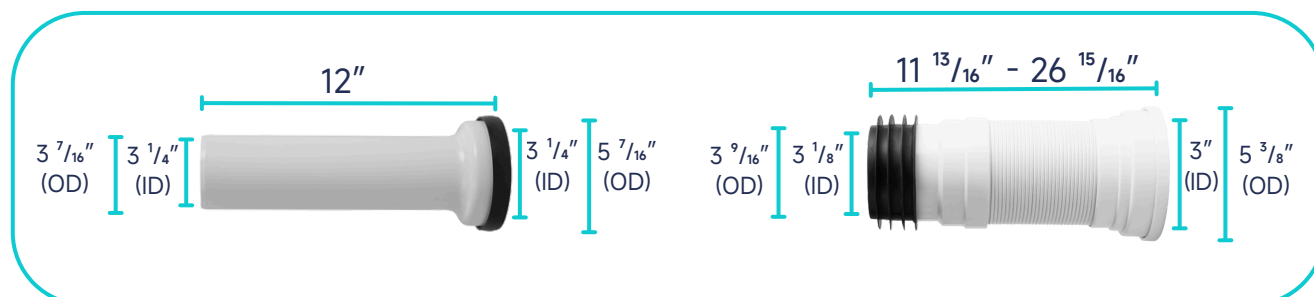
Name	Image	Originally Fits	After Cutting
Elbow		NPS 1" Pipe	NPS 1 ¹ / ₄ " Pipe
Flexible Hose		NPS 1" or 1 ¹ / ₄ " Pipe	/

DIMENSIONAL DIAGRAM :

NOTE

- 1" Pipe: Nominal Pipe Size 1", DN 25, AVG. OD 1.315"
- 1 1/4" Pipe: Nominal Pipe Size 1 1/4", DN 32, AVG. OD 1.660"
- To connect to a 1 1/2" pipe, you will need a flexible PVC coupling.
If you need any further assistance, please feel free to contact us at cs@maceratingflo.com.

EXTENSION PIPES:



WATER TANK CONNECTION KIT:

