



**MACERATING
FLO**

Innovation For A Better Flow

MT000T02

Two-Piece Toilet



ADA
Compliant

FEATURES :

- Rear Discharge Two-Piece Toilet
- Ergonomic Height (18 $\frac{7}{8}$ ")
- Rimless Flushing
- 18 $\frac{1}{2}$ " Comfortable Elongated Bowl
- Top Dual Flush System

SPECIFICATIONS :

- **N.W:** 112.4 LB
- **Dimension:** 25 $\frac{9}{16}$ "L * 35 $\frac{7}{16}$ "H * 15 $\frac{3}{8}$ "W
- **Trap Type:** P-trap
- **Flush Type:** Rimless Flush
- **Flush Rate:** 0.8GPF / 1.28GPF
- **Waste Outlet:** Wall
- **Seat Shape:** Elongated
- **Installation Type:** Floor Mounted
- **Quality Assurance:** 2-Year Warranty

	Bowl	Water Tank	Toilet Seat	Extension Pipes
Material	Ceramic	Ceramic	Polypropylene	Polypropylene
Color	White	White	White	White
Weight	77.3 LB	27.3 LB	5.5 LB	2.3 LB

(+1) 626-670-9903

MaceratingFlo reserves the right to make revisions without notice to product specifications and dimensions. Product dimensions may differ due to manufacturing variations. Responsibility for using outdated or canceled specifications is not assumed. For the most current Specification Sheet, go to www.maceratingflo.com.

PACKAGE INCLUDED :



Toilet Bowl



Floor Mounting Kit



Extension Pipes



Water Tank
(Water Fittings Pre-installed)




Tank-To-Bowl Gasket



Flush Button



Toilet Seat

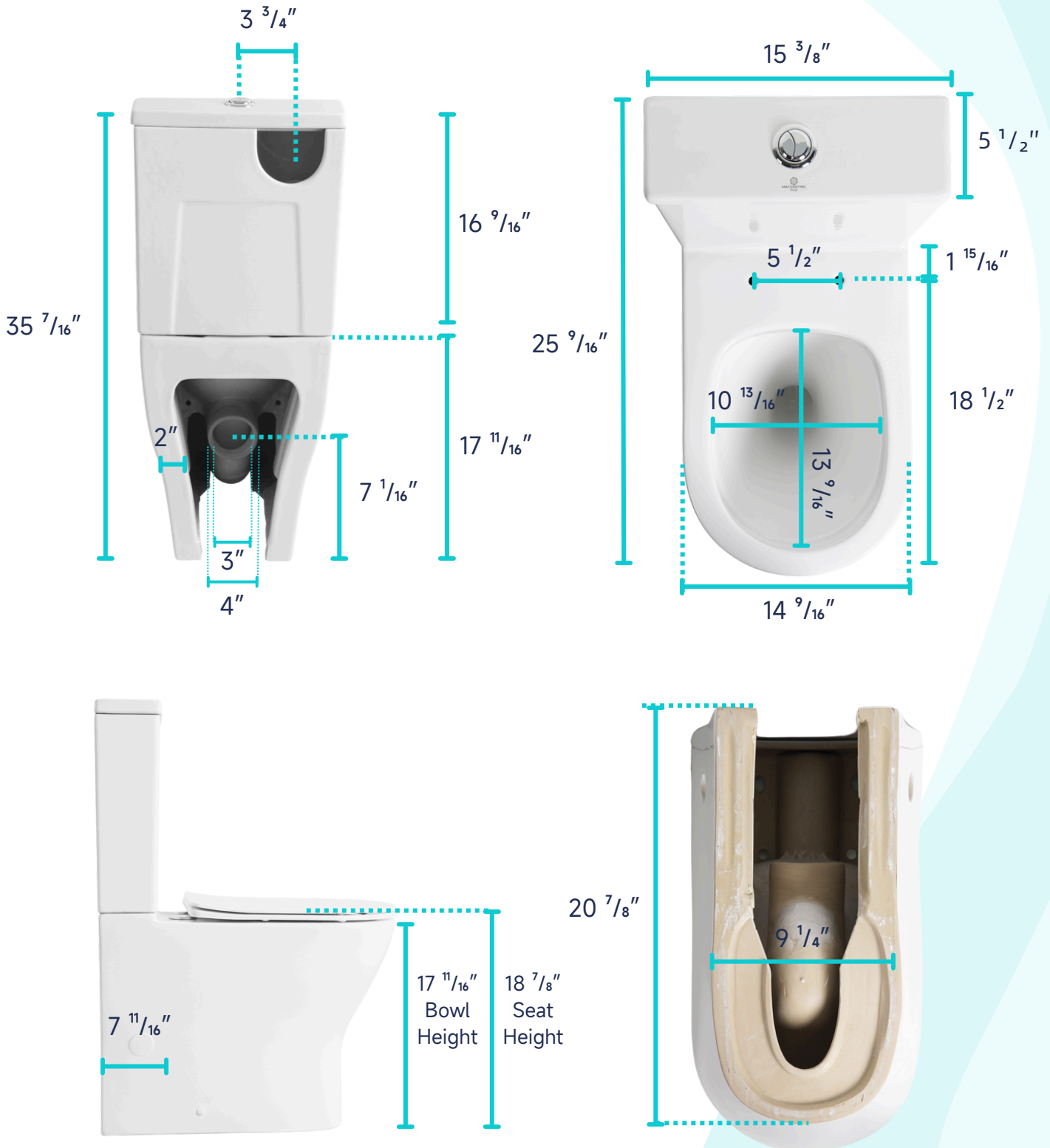


Seat Mounting Kit

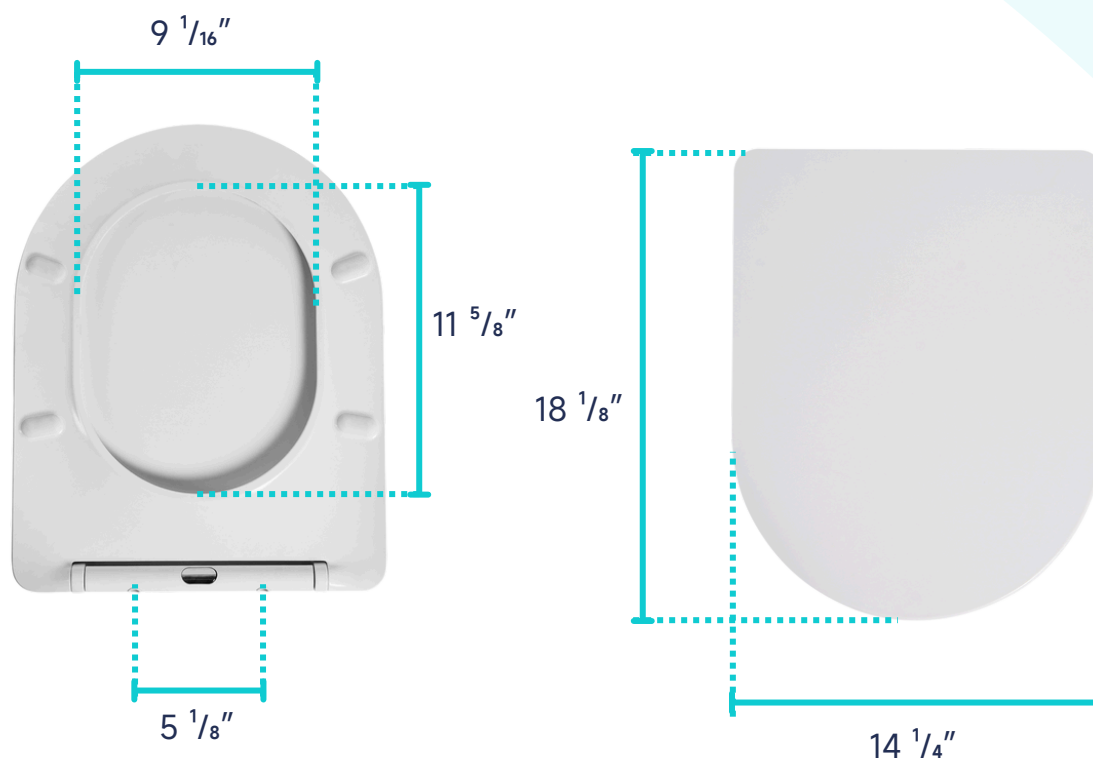


Adapter

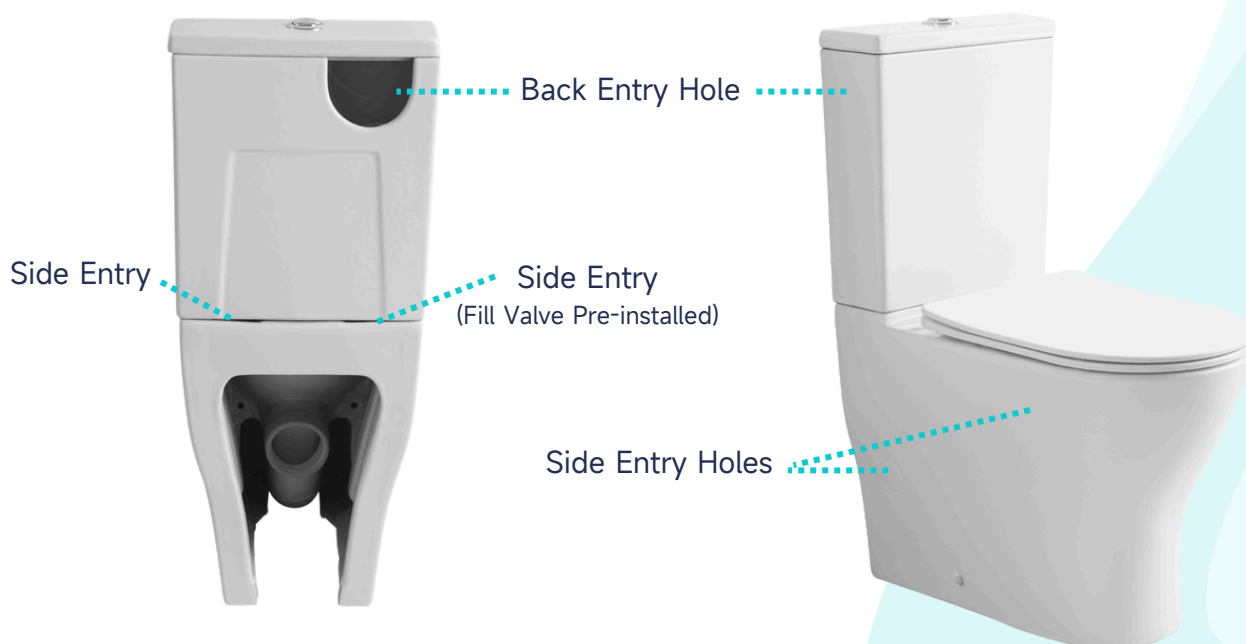
DIMENSIONAL DIAGRAM :



DIMENSIONAL DIAGRAM :




ABOUT WATER INLETS:

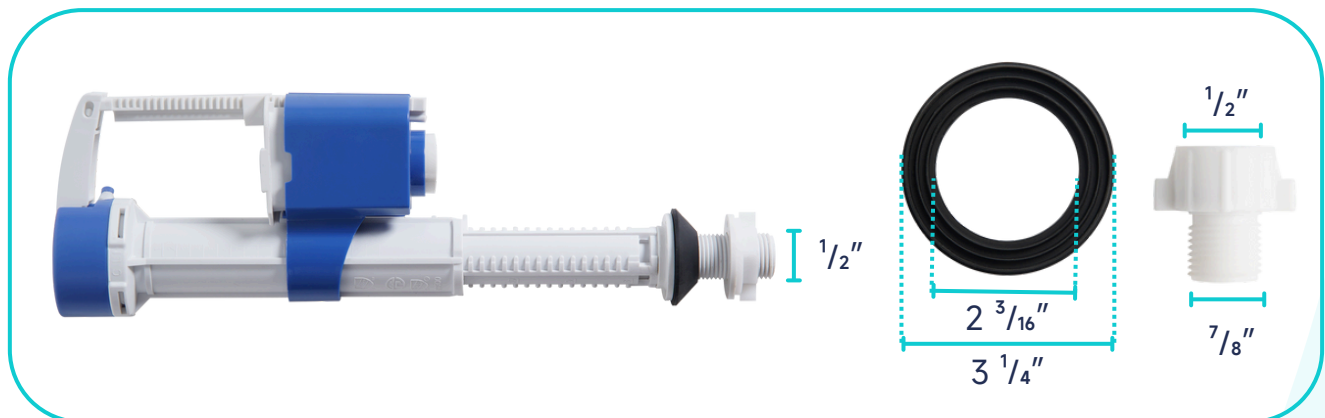


DIMENSIONAL DIAGRAM :


WATER TANK MOUNTING KIT:




WATER TANK CONNECTION KIT:



SEAT MOUNTING KIT:



FLOOR MOUNTING KIT:



Technical drawing showing two types of pipe fittings with dimensions:

- Left Fitting (Coupling):**
 - Length: 12"
 - Outer Diameter (OD): $3 \frac{7}{16}"$
 - Inner Diameter (ID): $3 \frac{1}{4}"$
 - End Flange ID: $3 \frac{1}{4}"$
 - End Flange OD: $5 \frac{7}{16}"$
- Right Fitting (Reducer):**
 - Length: $11 \frac{13}{16}" - 26 \frac{15}{16}"$
 - Outer Diameter (OD): $3 \frac{7}{16}"$
 - Inner Diameter (ID): $3 \frac{1}{4}"$
 - End Flange ID: $3 \frac{1}{4}"$
 - End Flange OD: $5 \frac{7}{16}"$
 - Small End ID: $3"$
 - Small End OD: $5 \frac{3}{8}"$