



**MACERATING
FLO**

Innovation For A Better Flow

MF600P01

Macerator Pump



FEATURES :

- 30 feet Max. Vertical Discharge
- 260 feet Max. Horizontal Discharge
- 3 Versatile Water Inlets
- 1 ½" Dual Use Vent Pipe
- Sewage Outlet With Built-in Check Valve

TECHNICAL SPECIFICATIONS :

- **Enclosure Class:** IP 55
- **Max. Flow:** 130L/min
- **Start Level:** 65mm
- **Stop Level:** 35mm
- **Cable Length:** 39 ¾"

- **Dimension:** 17 5/16" L * 11 7/16" H * 7 1/16" W
- **Power Factor:** 0.85
- **Insulation Class:** 155(F)
- **Speed:** 3450 RPM
- **Power Consumption:** 600 W
- **Supply Voltage:** 110V-60Hz

Specifications	Details
Material	Stainless Steel, Polypropylene
Color	White
Net Weight	14.3 LB
Gross Weight	16 LB


(+1) 626-670-9903

MaceratingFlo reserves the right to make revisions without notice to product specifications and dimensions. Product dimensions may differ due to manufacturing variations. Responsibility for using outdated or canceled specifications is not assumed. For the most current Specification Sheet, go to www.maceratingflo.com.

PACKAGE INCLUDED :



Pump



Clamps



Drain Pipe Elbow



Floor Mounting Kit



Stoppers





Inlet Pipe Hoses



**MACERATING
FLO**

Innovation For A Better Flow

DIMENSIONAL DIAGRAM :



(+1) 626-670-9903

MaceratingFlo reserves the right to make revisions without notice to product specifications and dimensions. Product dimensions may differ due to manufacturing variations. Responsibility for using outdated or canceled specifications is not assumed. For the most current Specification Sheet, go to www.maceratingflo.com.



**MACERATING
FLO**

Innovation For A Better Flow

DIMENSIONAL DIAGRAM :

Sewage Outlet Size (OD)

Cuttable



Fits $\frac{7}{8}$ ", $1\frac{1}{8}$ ", $1\frac{1}{4}$ "

Fits $1\frac{3}{8}$ "

Dual-use Filter

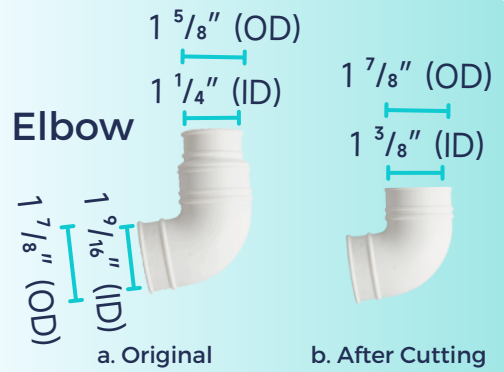
$1\frac{3}{4}$ " (OD)

$1\frac{9}{16}$ " (ID)

Hose

$1\frac{3}{4}$ " (OD)

$1\frac{9}{16}$ " (ID)



Stopper

$1\frac{9}{16}$ " (OD)

